

2021

" "		
" "		
" "		
" "		
" "		
" "		
" "		
" "		
" "		
" "		
" "		
" "		
" "		
" "		
" "		
" "		

- 2021
- 2021

2021 3 25

2021

2020

1. 2020

			2020	2020
1			137.82	63.79
2			500.93	-
3			157.62	157.62
			796.37	221.41

2 2020

			2020	2020
1			188.68	165.66
2			12,758.45	12,259.88
3			130.38	130.38
4			1,674.36	2,096.02
5			1,261.57	915.21
6			17.70	1.46
			16,031.14	15,568.61

3. 2020

			2020	2020
1			285.71	292.86
2			7,909.93	3,036.42
3			192.38	192.38
4			28,571.43	23,490.68
5			92.50	92.49
6			2,249.79	2,331.57
7			60.85	60.58
8			10.65	10.65
9			119.70	125.79
10			377.36	162.57

11

4. 2020

			2020	2020
1			12,265.08	12,265.08
2			100,758.75	100,758.74
3			327.48	327.48
			113,351.31	113,351.30

2021

2020

1. 2021

				2021		2020	
1				65.61	0.06%	63.79	0.07%
2				435.87	5.74%	-	-
3				237.74	3.13%	-	-
4				157.62	2.08%	157.62	2.03%
				896.84	11.01%	221.41	2.10%

3				10.42	0.06%	10.65	0.06%
4				18.82	0.10%	12.10	0.07%
5				3.62	0.02%	3.62	0.02%
6				24.80	0.14%	21.17	0.12%

4 2021

				2021		2020	
1				327.48	0.30%	327.48	0.29%
2				100,343.70	91.36%	100,758.74	88.31%
3				7,861.70	7.16%	12,265.08	10.75%
				108,532.88	98.82%	113,351.30	99.35%

1.

145

2019

968.28

809.16

2019

178.27

83.03

2.

2000

		2020		2.66	
0.28	2020	1-6		0.72	-0.61

3.

3000

		2020		0.82	
0.55	2020	1-6		0.83	0.02

4.

5000

	2020		21.98		1.29
	2020	1-6	0.26		0.23
5.					
31161					
			¢		—

	2020		16.61		14.69
	2020	1-6	3.98		1.31
6.					
68000					

7.

100

	2020	0.47	0.24
2020	1-6	0.39	0.04

8.

12000

	2020	1.57	1.22
2020	1-6	0.37	28.06

9.

36000

	2020	7.34	3.97
2020	1-12	6.86	-0.18
	10.		

35000

	2020	45	36.62
2020	1-12	82.17	4.01
	11.		

2000

	2020	6.82	4.25
2020	1-12	11.27	3.95
	12.		

1000

70%

10.1.3

3.

100%

10.1.3

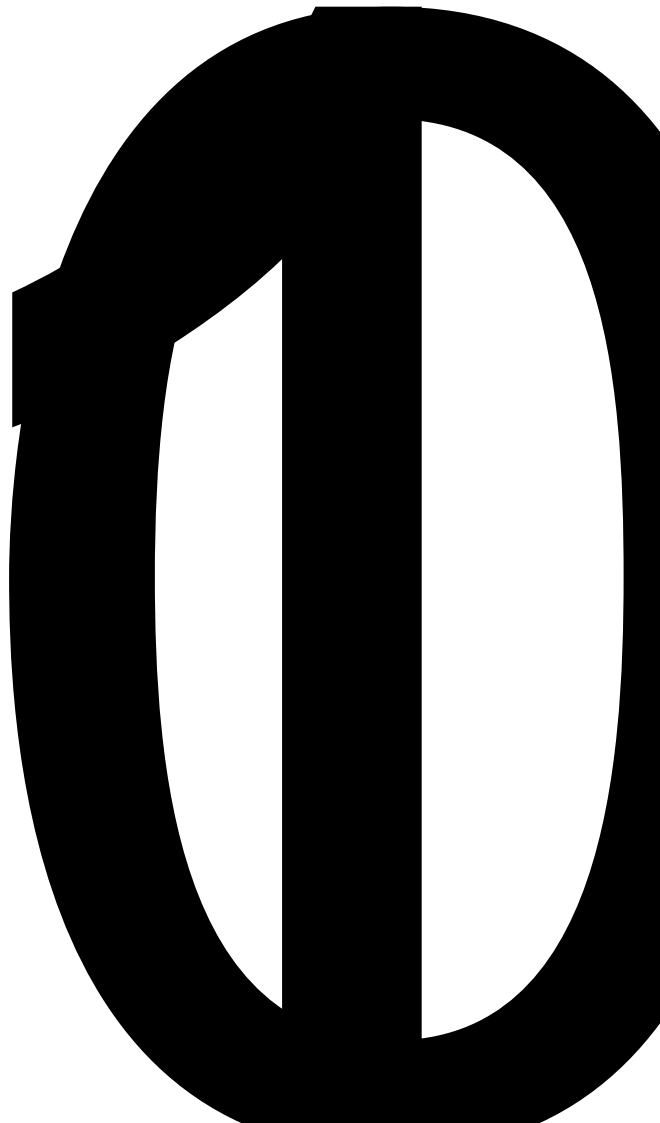

4.

100%

51%

10.1.3

5.



9.

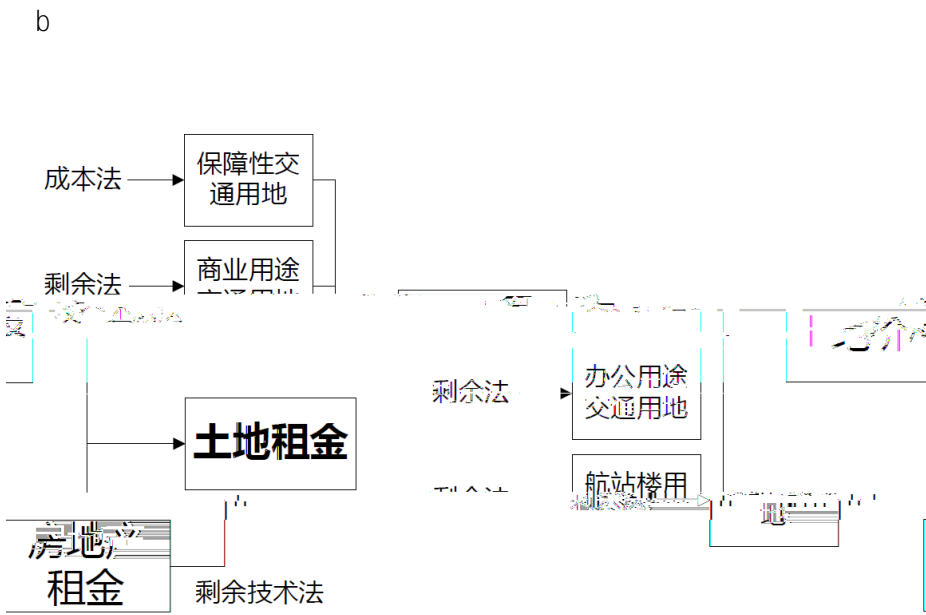
1

43

8

序号	建议分类	用途定义	使用方法
1	保障性交通	为机场正常运营提供配套保障设施及服务的用地，使用方不以盈利为目的	成本逼近法
2	商业用途交通用地	b. 交通用地中宜用于商业的土地	剩余法
3	办公用途交通用地	b. 交通用地中宜用于办公的土地	剩余法

a b



2.

用途分类	用途说明	参考用途
商业综合用房	产生直接收入来源的商业设施	商业
办公用房	主要包括股份公司及其下属企业为机场配套服务人员提供的行政办公用房，基本不产生直接收入来源	办公

1

$$V = \frac{A \times d - C}{(r - g)} \times \left[1 - \frac{(1 + g)^n}{(1 + r)^n} \right] + \frac{Vn}{(1 + y)^n}$$

$$Vn = V \times (1 + b)^n$$

$$A = \left\{ \left(V - \frac{Vn}{(1 + y)^n} \right) \times (r - g) \div \left[1 - \frac{(1 + g)^n}{(1 + r)^n} \right] + C \right\} \div d$$

2

1

2

3

$$\times \quad = \quad \times \quad \times \quad \times$$

4

1

2

3

4

5

6

$$V = E_a + E_d + T + R_1 + R_2 + R_3$$

$$= V_E + R_3$$

3.

100% 60% 100%

2021

1

65.61

2021 1 1 2021 12 31

2

435.87

2021 1 1 2021 12 31

3

237.74

2021 1 1 2021 12 31

4.

157.62

2021 1 1 2021 11 30

2021

1,301.90				2021	7	1		2021	12	31	
6											973.33
				2021	7	1		2021	12	31	
7											P1 P2
											1,130.60
				2021	1	1		2021	6	30	
8											P4
											163.81
				2021	1	1		2021	6	30	
9											P1 P2
P4											
1,233.33								2021	7	1	2021 12
31											
10											96.00
				2021	1	1		2021	6	30	
11											14.86
				2021	1	1		2021	6	30	
12											1,262.01

2021 1 1 2021 12 31

13

50.72

2021 1 1 2021 12 31

14

78.10

2021 1 1 2021 12 31

3.

130.38

2021

1 1 2021 12 31

4.

11

996.58

1

24.82

2021 1 1 2021 12 31

2

42.42

2021 1 1 2021 12 31

3

20.18

2021 9 1

2021 12 31

4

137.17

2021 7 1 2021 12 31

5

T1

61.98

2021 1 1 2021 12 31

6

T1

36.74

2021 1 1 2021 12 31

7

252.82

2021 1 1 2021 12 31

8

69.04

2021 1 1 2021 5 16

9

294.81 ,

2021 1 1 2021 12 31

10

42.45

2021 1 1 2021 12 31

11

							14.15
	2021	1	1	2021	12	31	
5.				8			3,061.05
1							
							526.98
	2021	1	1	2021	8	31	
2							
							1,092.05
				2021	1	1	
3				2021	12	31	
							58.88
				2021	9	1	
4				2021	12	31	
							684.34
				2021	1	1	
5				2021	12	31	
	116.75			2021	4	1	
31				2021	12		
6							
							89.53

2021 1 1 2021 12 31
7 S2
471.70

2021 9 1 2021 12 31
8
20.82

2021 3 1 2021 6 30
6.
26.55

2021 1 1 2021 12 31
2021
1

300 2021 1 1 2021 12 31
2.
207.55

2021 1 1 2021 12 31
3.
10.42 2021

1 1 2021 12 31
4.
18.82

2021 1 1 2021 12 31

5.

3.62

2021 1 1 2021 12 31

6.

24.8

2021 1 1 2021 12 31

7.

144.73

2021 1 1 2021 12 31

8.

137.13

2021 1 1 2021 12 31

9.

4,333.8 2021 1 1 2021 12 31

10.

92.49

2021

1 1 2021 12 31

11.

120.62

2021

1 1 2021 9 15

12.

46.72

2021

1 1 2021 9 30

13.

2,114.58 ,

2021 1 1 2021 12 31

14.

29,047.62

2021 1 1

2021

12 31

15.

550.46

2021

1 1 2021 12 31

2021

1.

327.48

2021 1 1 2021 10 31

2.

T2

5#35kv

1#35kv

8

2021 1 1 2021 12 31

2019

123,060.60 2021 2020 148,896

7,861.70 2021 1

1 2021 12 31

2020 43.03 66 2021