

上海国际机场股份有限公司 2020 年度日常关联交易公告

-
-

			2019	2019
1			80.19	80.19
			80.19	80.19

			2019	2019
1			235.85	447.19
2			8,548.97	11,859.81
3			495.24	198.30

4			566.04	466.97
---	--	--	--------	--------

5

			2019	2019
1			10,063.39	10,063.39
2			94,624.89	94,624.89
3			133.49	-
			104,821.77	104,688.28

				2020		2019	
1				137.82	0.11%	80.19	0.09%
2				500.93	4.90%	-	-
3				157.62	1.54%	-	-
				796.37	6.55%	80.19	0.09%


				2020		2019	
1				188.68	0.21%	447.19	0.65%
2				12,758.45	13.97%	11,859.81	17.29%
3				130.38	0.14%	52.15	0.08%
4				1,674.36	1.83%	466.97	0.68%
5				1,261.57	1.38%	198.30	0.29%
6				17.70	0.02%	-	-
				16,031.14	17.55%	13,024.42	18.99%


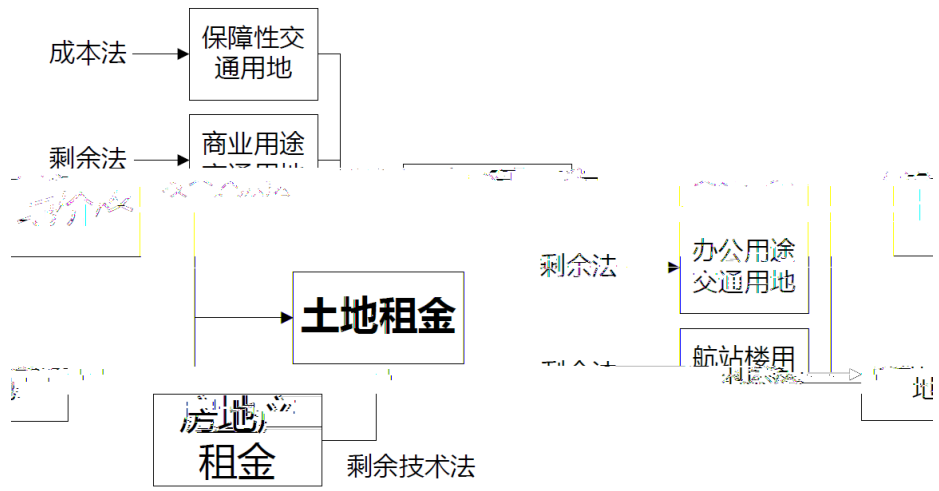
				2020		2019	
1				285.71	0.23%	285.71	0.33%
2				7,909.93	6.46%	5,211.92	5.97%

3				192.38	0.16%	192.38	0.22%
4				28,571.43	23.33%	-	-
5				92.50	0.08%	648.47	0.74%

6

3				327.48	0.29%	-	-
				113,351.31	99.29%	104,688.28	99.31%





$$\cancel{A_T = A_0 - V_D \times R_D}$$

$$V_L + C \quad V = A$$

V

C

AL

A0

VB

RB

$$V = E_a + E_d + T + R_1 + R_2 + R_3$$

$$= V_E + R_3$$

R2 V E_a E_d T R₁
 R₃ V_E

